

WHEN BRIGHTNESS COUNTS™
WHEN BRIGHTNESS COUNTS™
WHEN BRIGHTNESS COUNTS™
TRUGLO®
WATCH COMPANY™
WHEN BRIGHTNESS COUNTS™
WHEN BRIGHTNESS COUNTS™

KENAI INSTRUCTION MANUAL

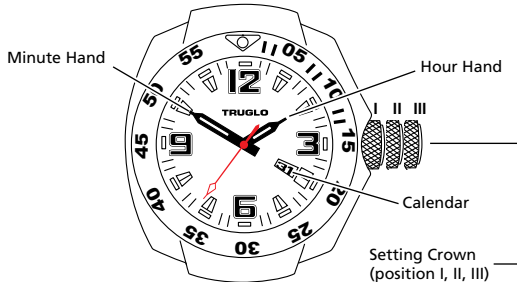
WHEN BRIGHTNESS COUNTS™
WHEN BRIGHTNESS COUNTS™
WHEN BRIGHTNESS COUNTS™

TRUGLO®

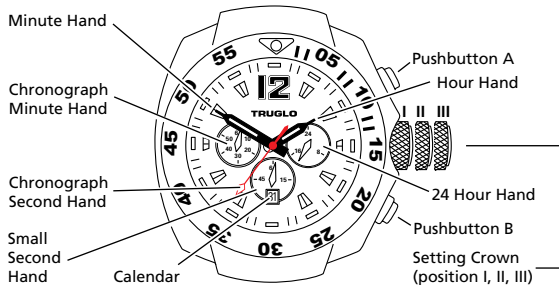
WATCH COMPANY

Thank you for purchasing a TRUGLO® watch. Having a TRUGLO® watch on your wrist means having a reliable, technical timepiece with you at all times. Your TRUGLO® watch uses a precision quartz movement and incorporates a very unique technology – SWISS TRITIUM to illuminate your watch dial in the dark. These features, in conjunction with a water-resistant stainless steel case, make your watch one of the most unique timepieces available. Please take a moment to read these instructions, as they will help you take full advantage of your new watch and its features.

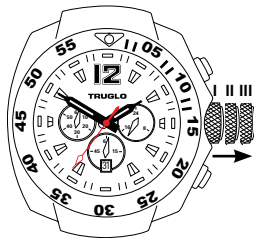
3 HAND MODEL



CHRONO MODEL



CROWN OPERATION (Setting Date & Time)



Position I

Normal watch function

Position II

Date adjustment setting

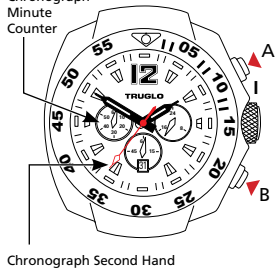
Position III

Time adjustment setting

Note: Setting crown in position III will stop the second hand.

CHRONOGRAPH TIMING MODE

Chronograph
Minute
Counter



Simple timing function:

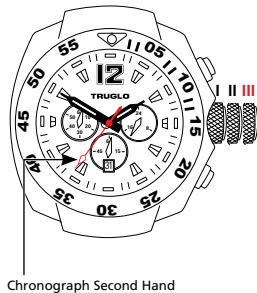
1. Make sure **Setting Crown** is in **position I**.
2. Press **Pushbutton A** once to start timing.
3. Press **Pushbutton A** again to stop timing. Minutes will display on the **Minute Counter**, seconds will be displayed by the **Chronograph Second Hand**.
4. Press **Pushbutton B** to reset timer to zero.

RESETTING THE CHRONOGRAPH HANDS

For the Chronograph Second Hand:

Please note that the counter should already be set to zero at the factory; however, if it needs to be adjusted, please follow the instructions below.

1. Move **Setting Crown** into position III.
2. Press button "A" to set the **Chronograph Second Hand** to the zero position .
3. Return the **Setting Crown** to position I.



Limited Warranty and Disclaimer

TRUGLO® Watch Company warrants to the original consumer/purchaser of this product that this product shall be free from defects in material or workmanship for 12 months from the date of purchase. Please keep your sales receipt and/or the properly endorsed Customer Service Card, which is your proof of purchase. The Customer Service Card was included in your original packaging. This limited warranty does not cover the battery, cracked or broken cases/crystals, damage do to misuse, abuse, accidents, improper maintenance or commercial use. This limited warranty does not cover any damages, losses, costs or expenses, whether direct, indirect or incidental, consequential, or special, arising out of, or related to the product. This limited warranty does not affect the consumer's statutory rights under applicable national or state laws in force, or the consumer's rights against the dealer arising from the purchase.

Repair / Service

1. For contact information regarding authorized service centers please visit www.truglowatch.com.
2. Please check with your local post office or parcel carrier for a secure method of shipping. We suggest that the parcel containing the watch be insured for full retail value by the purchaser of this product. TRUGLO® Watch Company will not be responsible for any product lost or damaged in transit.
3. Please make sure that you have filled out and included the Service Submission Form or a copy thereof.
4. Warranty claims can only be considered if the sales receipt and/or the properly endorsed Customer Service Card is presented at the time the watch is received for repair/service at an authorized service center. Otherwise the purchaser will be responsible for any costs.

Service Submission Form

Account / Customer Number (if available):

Name:

Address:

Postal Code:

City:

State:

Phone Number:

E-mail address:

Model number (back of case: e.g., "TG10010"):

Date of Purchase:

Problem with watch:

* If under warranty, please provide sales receipt and/or Customer Service Card

Customer Service Card

Thank you for purchasing a TRUGLO® watch. **IMPORTANT:** Please save this Customer Service Card! It may be required for any warranty / service / repair claim. Retailer must properly endorse this card in space provided below. Please refer to the User Manual for details regarding any applicable warranty information regarding your watch. Warranty may vary depending on watch model.

www.truglowatch.com

Model Number:

Date of Purchase:

Retailer Contact Information:

WWW.TRUGLOWWATCH.COM